TECHZONE™ Ceiling Systems Selection Guide

Inspiring Great Spaces™

Armstrong®
CEILING SOLUTIONS

SIMPLE, ORGANISED, CLEAN

The industry's first easy-to-specify-and-install ceiling solution with integrated technical services is available from Armstrong.

TechZone ceiling systems easily organise lighting, air diffusers and returns, into 100mm and 150mm wide technical zones.

A range of compatible fixtures from our partner companies have been prequalified for fit and finish.

The result – a clean, monolithic look using standard ceiling panels and suspension systems.

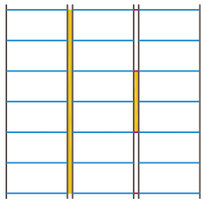

1

Design your layout

2

Choose your field panels

3

Choose your technical panels and fixtures

4

Choose a compatible suspension system

5

Choose your perimeter treatment, transitions and accessories

1 Design your layout

Select from one of the many layouts in our CAD/Revit library, or create your own configuration

Main Runners
Cross Tees
Lights or Air diffusers (suggested location)

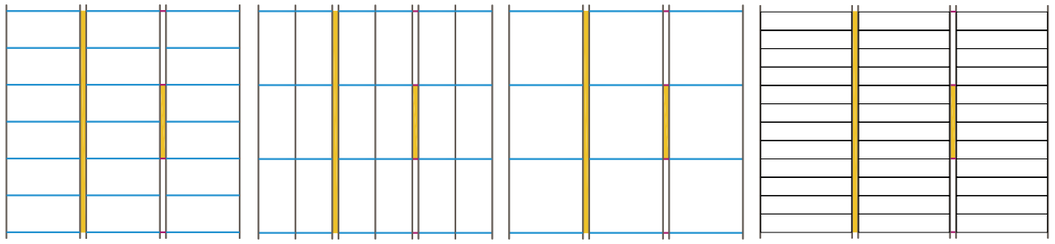

2 Choose your field panels

FIELD PANELS - PERFORMANCE SELECTION

	Absorption α_w	Absorption Class	Attenuation D_{nfw} (dB)	C2C	Recycled Content (%)	VOC	Light Reflectance	Clean Room	Scratch Resistance
ULTIMA+	0.70(H)	C	36	Bronze	50	A+	87	ISO 5	Yes
ULTIMA+ OP	1.00	A	25	Bronze	36	A+	87	ISO 5	Yes
PERLA	0.65(H)	C	35	Bronze	50	A+	86	ISO 5	No
PERLA OP 0.95	0.95	A	25	Bronze	36	A+	85	ISO 5	No
OPTIMA	0.95	A		No	77	A	87		Yes

30 year system guarantee

Recyclable

A2-s1,d0

Product handling & durability

95%RH

Dry cloth, vacuum

Damp sponge

ULTIMA+ | ULTIMA+ OP | PERLA | PERLA OP 0.95 | OPTIMA

All measurements in millimetres. All sizes are nominal.

FIELD PANELS - ITEM NUMBERS AT-A-GLANCE

Edge profile	Dimensions	ULTIMA+	ULTIMA+ OP	PERLA	PERLA OP 0.95	OPTIMA
MICROLOOK 90	1200 x 600	7677M4	7687M4	5180M4	5188M4	
	1500 x 600	7703M4	7708M4	5181M4	5187M4	
	1200 x 1200					2366M4G
SL2/MICROLOOK 90	1500 x 300	7706M4		5184M4		
	1800 x 300	7707M4		5185M4		

Special products available on request.

3 Choose your technical panels

TECHNICAL PANELS - ITEM NUMBERS AT-A-GLANCE

Edge profile	Dimensions	ULTIMA+	ULTIMA+ OP	PERLA	PERLA OP 0.95	OPTIMA
MICROLOOK 90	1200 x 100	TZ7704M4	TZ7709M4	TZ2612M4	TZ2618M4	TZ7715M4
	1200 x 150	TZ7705M4	TZ7710M4	TZ2613M4	TZ2619M4	TZ3403M4

All measurements in millimetres. All sizes are nominal.

4 Choose your suspension system

PRELUDE 15 - XL² SUSPENSION SYSTEM

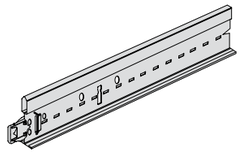

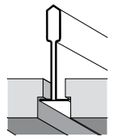

Special products available on request.

ACCESSORIES

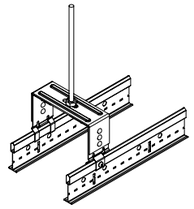

Service integration hanger bracket

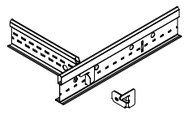

Single Tee Adapter Clip STAC

SUSPENSION SYSTEMS – ITEM NUMBERS AT-A-GLANCE

Item n°	Description	Length	Dimensions
30 40 33 A	Prelude 15 - Universal Peakform Main Runner	3600	3600 x 15 x 43
30 30 33 B	Prelude 15 - XL² Peakform slotted at 300mm	1200	1200 x 15 x 38
30 36 32	Prelude 15 - XL² Square bulb Cross tee slotted	1500	1500 x 15 x 38
A 30 04 33	Prelude 15 - XL² Peakform Cross tee unslotted	100	100 x 15 x 38
A 30 12 33	Prelude 15 - XL² Peakform Cross tee unslotted	150	150 x 15 x 38
A 1100	Service integration hanger bracket	100	100 x 37 x 75
A 1150	Service integration hanger bracket	150	150 x 37 x 75
CZ 41 494 J	Z-Bar	1500	1500 x 19 x 30.5
CZ 41 794 J	Z-Bar	1800	1800 x 19 x 30.5
C 180 L 1500	Spacer bar	1500	1500 x 24 x 24
C 180 L 1800	Spacer bar	1800	1800 x 24 x 24
CB 31 36 32	Prelude 24 Butt Cut*	1500	1500 x 24 x 38
CB 31 34 32	Prelude 24 Butt Cut*	1800	1800 x 24 x 38
STAC	Single Tee Adapter Clip		

* Alternative to Z-bar

All measurements in millimetres. All sizes are nominal.

5 Choose your perimeter treatment

A. Wall to Wall installations
B. Cloud/Floating installations
C. Material transitions in the ceiling plane

A. SELECT PERIMETER ANGLE AT WALL

Shadowline

■ T 1508 HB

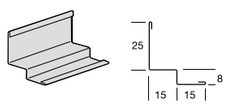

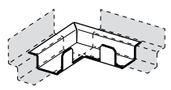

A 332 G - Inside corner

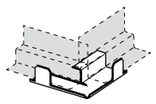

A 333 G - Outside corner

Perimeter angles

■ T 1924 HD

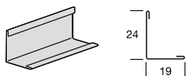

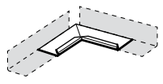

A 328 G - Inside corner 19 mm

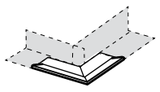

A 329 G - Outside corner 19 mm

■ T 1932 HA

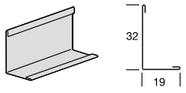

■ T 2424 HD

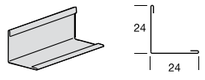

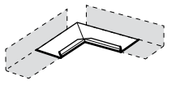

A 330 G - Inside corner 24 mm

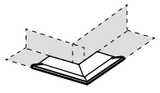

A 331 G - Outside corner 24 mm

A 157 - Perimeter fill-in clip for 15 mm grid - MicroLook 90

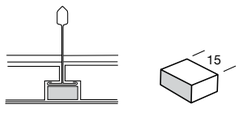

All measurements in millimetres. All sizes are nominal.

B. SELECT PERIMETER TRIM AT FLOATING EDGE

Axiom® Profile

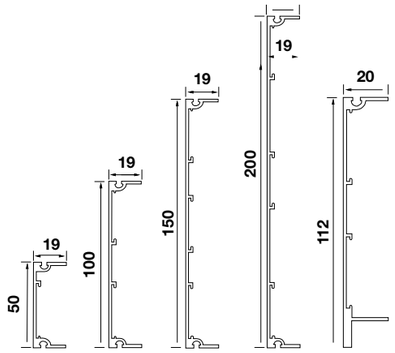

52 42 06 G - AXIOM Profiles 50 mm
54 42 06 G - AXIOM Profiles 100 mm
56 42 06 G - AXIOM Profiles 150 mm
58 42 06 G - AXIOM Profiles 200 mm
55 14 11 G - AXIOM Vector Profiles 112 mm

Also available in RAL 9010.

C. SELECT TRANSITION COMPONENTS

■ Axiom Transitions for MicroLook 90 (full tile)

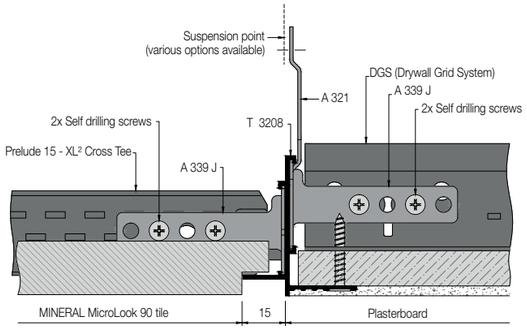

■ Axiom Transitions for MicroLook 90 (cut tile)

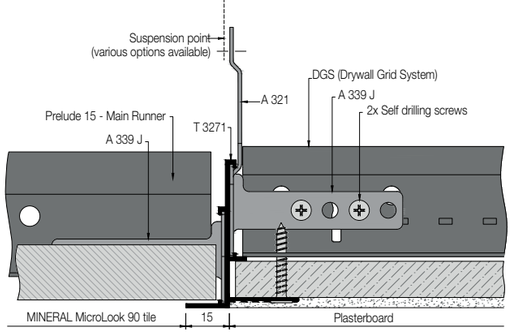

■ Axiom Transitions Shadowline angle (cut tile)

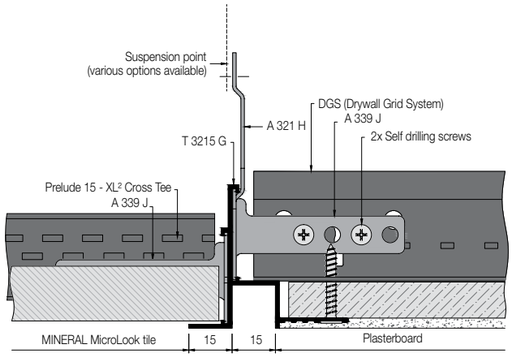

All measurements in millimetres. All sizes are nominal.

TECHZONE™ PARTNERS

Specify technical fixtures with confidence. We've made it easy by teaming with industry leaders in lighting and air diffusers to assure fit and finish.

Select from a variety of linear LED fixtures in continuous and discontinuous layouts. Look for Armstrong "TechZone-compatible" on partner websites and literature.

■ Lighting 100mm - MicroLook 90

XAL ZUMTOBEL

■ Air diffuser 100mm - MicroLook 90



TROX® TECHNIK
The art of handling air

■ Lighting 150mm - MicroLook 90

XAL

■ Air diffuser 150mm - MicroLook 90



TROX® TECHNIK
The art of handling air

ACCESSORIES

SERVICE INTEGRATION HANGER BRACKET ALLOWS FOR TRUE CONTINUOUS LIGHT CONFIGURATION

Continuous lighting

- Create a sleek ceiling design with uninterrupted ribbons of light
- Alternate continuous lights and diffusers with other services for a monolithic, uncluttered visual
- Easy installation

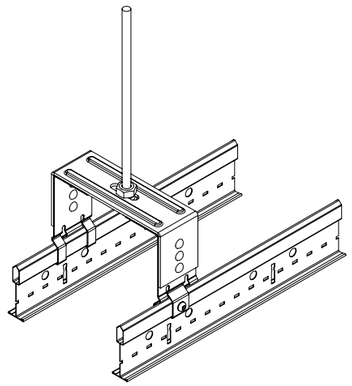

CLIPS & ACCESSORIES

Single Tee Adapter Clip
STAC
Create a playful design with off module lighting.
Seismic tested.

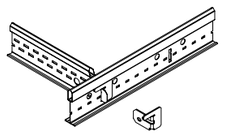

Hold down Clip
A 7902 G
For 18-25mm soft fibre panels.

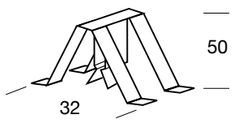

Universal Retaining Clip
A 7890 G

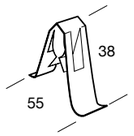

Border wedge
A 1796 G

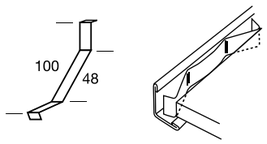

SYSTEM LAYOUT & COMPONENTS

LAYOUT OPTION A - MICROLOOK 90 EDGE DETAIL

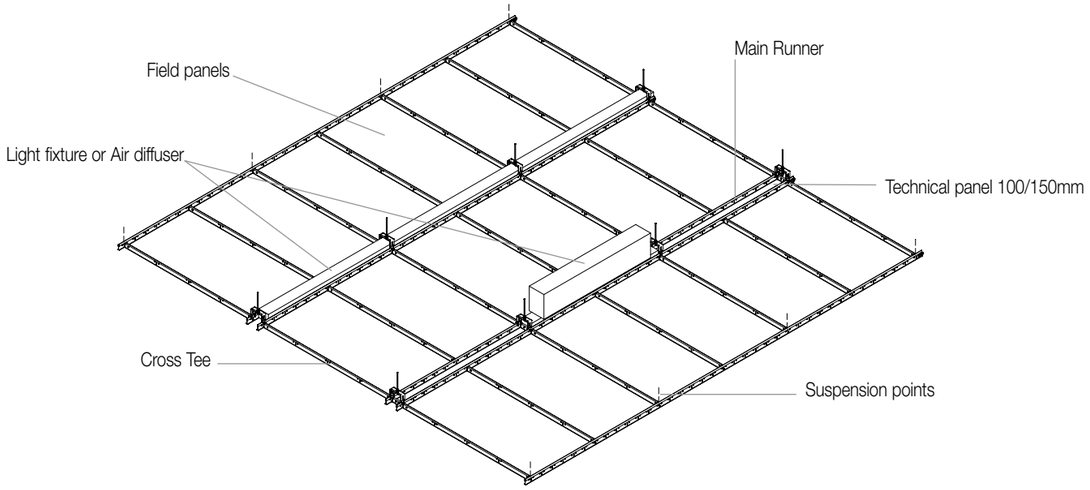

LAYOUT OPTION B - MICROLOOK 90 EDGE DETAIL

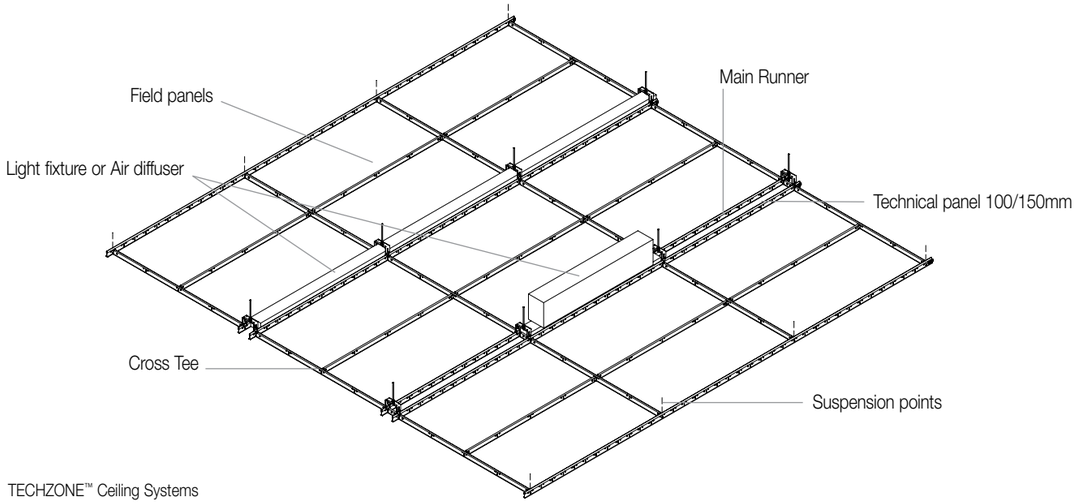

LAYOUT OPTION C - MICROLOOK 90 EDGE DETAIL

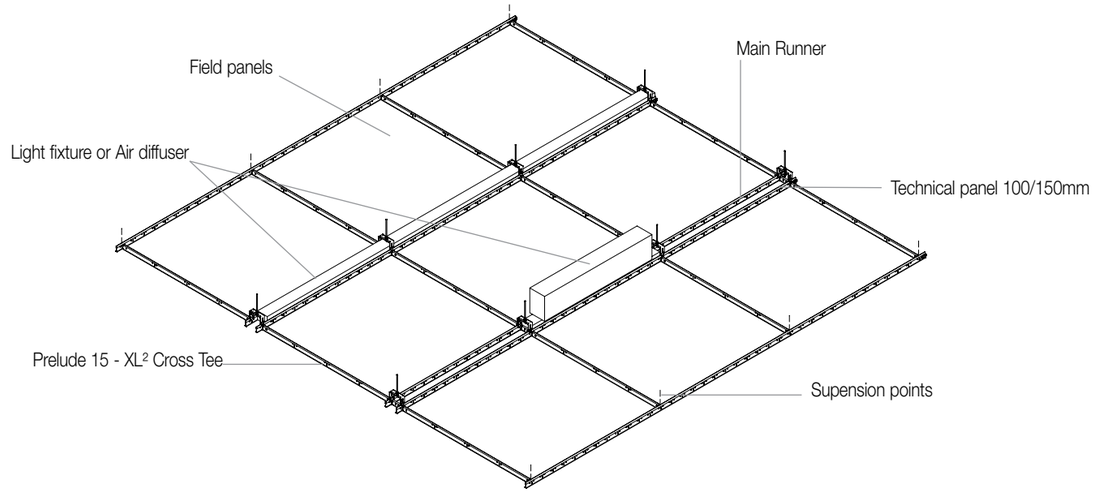

LAYOUT OPTION D - SL2 MICROLOOK 90 EDGE DETAIL

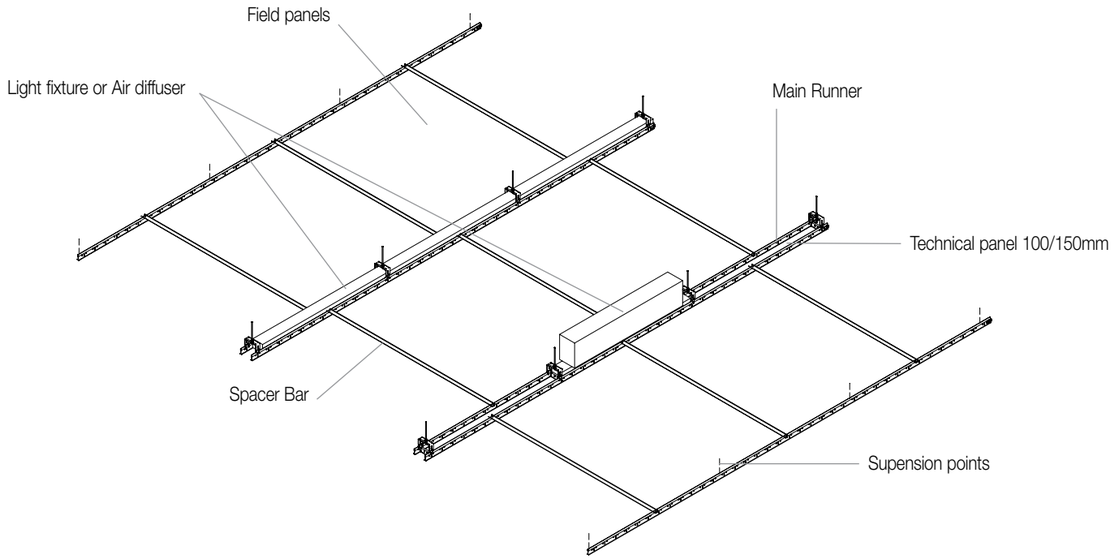

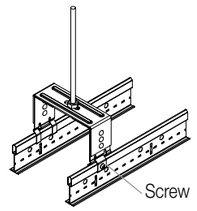

Service integration hanger bracket

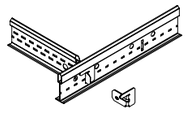

Single Tee Adapter Clip
STAC

Agency: GECKO- 08/2016
Armstrong World Industries - RCS Besançon B 784 131 575 Printed on free chlorine paper.

Advisory note
All photographic and design elements supplied in this brochure do not necessarily reflect any recommendation by any of the companies named in this brochure as to the proper use or recommended methods of installation of suspended ceilings and are supplied only as informative material. For technical reasons in printing, differences may appear between colours printed in this brochure and the actual product. The choice of colours should always be made from a sample of the product. All statements and technical information contained in this brochure, or any publication of the companies named in this brochure, relating to Armstrong ceilings are based on results obtained under laboratory test conditions. **It is the responsibility of the user to verify with the seller of the products in writing that such statements and information are appropriate to the specific use intended**. Sales of the products and liability of the selling companies are in accordance with the terms and conditions of sale of the selling company. All product specifications are subject to modifications without prior notice.

www.armstrongceilings.eu

Inspiring Great Spaces™

Armstrong®
CEILING SOLUTIONS